

**REMAL PUBLIC SCHOOL**

**SESSION-2022-23**



**School Reopening date -04.07.2022**

**Project submission date - 08-07-2022**


**SUMMER HOLIDAY HOMEWORK**

**THEME :- AZADI KA AMRIT MAHOTSAV**

75  
आज़ादी का  
अमृत महोत्सव



स्वदेश से अनुराग हो,  
सबका सहयोग-साथ हो,  
सब मिलकर आगे बढ़ें,  
एक यही विश्वास हो।



Azadi Ka Amrit Mahotsav is an initiative of the Government of India to celebrate and commemorate 75 years of independence and the glorious history of its people, culture and achievements.

This Mahotsav is dedicated to the people of India who have not only been instrumental in

bringing India thus far in its evolutionary journey but also hold within them the power and

potential to enable Prime Minister Narendra Modi's vision of activating India 2.0, fuelled by the spirit of Aatamnirbhar Bharat.

The Prime Minister, Shri Narendra Modi inaugurated the 'Azadi Ka Amrit Mahotsav' by flagging off 'Dandi March' from Sabarmati Ashram, Ahmedabad on 12th March, 2021. The celebrations started 75 weeks before our 75th anniversary of Independence and will end on 15<sup>th</sup> August 2023.

**Dear Parents,**

**'Exciting time is here again! It's time for Summer Vacation and fun filled activities'. Children are reservoirs of potential which needs to be tapped and channelized in diverse ways. We at Remal feel that it is very important to fire their imagination and foster an outlook that helps them explore, discover and rediscover. Children should be encouraged to develop intellectually and physically. Summer Vacation is the best and fruitful time for learning and for nurturing creativity. It is the time when you can connect with your child in many ways.**

**The Holidays' Homework designed would not only enhance achievements of your children but also help to enhance family relationships. It would teach your child to work independently and would improve their basic academic skills, such as reading, writing, and spellings and would help them develop personal skills and time management.**

**The homework should be done on A-4 size sheet of the following colours.**

- **EVS/Science - Yellow**
- **Mathematics - Blue**
- **Hindi - Pink**
- **English - Light Purple**
- **Social Science - Green**

**The interdisciplinary project should have:**

- **Creative cover page indicating the name of child and topic**
- **Index**
- **Acknowledgement**
- **Certificate**
- **Project content with photographs or pictures**
- **Bibliography showing the source of data**

## HEY KIDS! HAVE A HAPPY, HAPPENING BREAK!!

### MANNERS:

#### At home:

- Help to keep the house clean especially the areas you use.
- Clear the toys, books or crafts that remain after you have finished.
- Honesty is the best policy. Tell the truth at all times.
- Be polite & responsible.
- Share the T.V time. Do not sit too close while watching T.V.
- Be fair with your friends, brothers and sisters.




#### At the dining table:



- Take small helpings and refill, clean your plate up.
- Take small bites; eat neatly, slowly with your mouth closed.
- Help to clear the table and clean up.

#### In the Park:

- Littering makes the park untidy.
- Destroying the plants or plucking the flowers will spoil the beauty. Wait for your turn on swing and slides.



#### On the telephone:



- If there are no elders around, don't let the phone ring long, answer it.
- Talk softly when someone is speaking on the phone and don't interrupt.

#### Hygiene:

- Brush your teeth twice a day.
- Combing hair regularly
- Bathing everyday ☐
- Washing hands before and after meals.
- Trimming the nails and keeping them clean
- Make friends having good habits that respect their elders and use good language.



#### Other Guidelines:

- Visit historical sites in and around Delhi, take them on a visit to British Library, Nehru Planetarium, Gandhi Museum, Doll museum and other places. Help them in acquiring knowledge about the place.
- Purchase story books like Amar Chitra Katha, Tinkle, Panchatantra Tales to enhance reading skills in them. Developing habit of good reading can be cultivated during the vacations itself.

- Let your child indulge in activities that increases his learning, reading, creating and understanding abilities.
- Let them feed the birds in the morning.
- Converse in English with your child.
- The Holiday Homework given to your child is a part of his formative assessment.
- Encourage the child to read newspaper & share his perspective issues with you.

## ACTIVITY TIME

### World Environment Day (5th June)

- Every year World Environment Day is celebrated on 5 th June to spread awareness, to encourage people to take action and to protect the environment.
- Let's germinate seeds in a small pot, water them daily and observe them grow into a plant. ☐
- Label the pot and bring it to school after vacations.
- This activity as a part of Azadi Amrut Mahotsav.



### World Yoga DAY (21st June)

- Do different yoga asans under the supervision of your parents on the occasion of World Yoga Day.

### Father's Day ( 21st June)

Make your father feel special.....



- Make a beautiful craft item and gift it to your father. (for craft ,take help from the given link)

<https://youtu.be/JRQ-oCfQ8ZA>

<https://youtu.be/vRNF1MWHFBQ>



**CLASS - 1**


**SUB - THEME:**

**SWASTHA BHARAT:  
AYUSHMAN BHARAT,  
AAROGYA BHARAT**



**“Success begins with hard work;  
Happiness begins with good  
Health”**

## ENGLISH



- Poetry is an expression of thoughts - Learn poem on 'MY INDIA/MY COUNTRY' as a tribute to 'Azadi ka Amrit Mahotsav'.

- Let's click on the given link & have a

virtual tour of Bharat Darshan Park at Punjabi Bagh , Delhi.

The park has a total of 22 structures across India. Just have a look at these monuments and learn four lines on each. <https://youtu.be/RQOYJAOKcuA>



- Writing legibly is an art, it reflects on your personality - Write one page of handwriting in writing book daily as a practice during the vacations.
- Make as many words as possible using the letters of the given word - FREEDOM FIGHTER.

## हिंदी

प्रश्न 1. आ (ा) और ई (ी, ) की मात्रा से संबंधित 5 पशु और 5 पक्षियों के नाम लिखिए व चित्र स्क्रेप बुक में चिपकाइए।

प्रश्न 2. 'स्वास्थ्य' से संबंधित कोई भी एक कविता कंठस्थ कीजिए व उससे संबंधित प्रॉप्स बनाइए।



प्रश्न 3. अ, आ, इ, ई, उ, ऊ मात्राओं के शब्दों के चित्र एकत्रित करके A-4 साइज शीट पर कोलाज बनाइए।

प्रश्न 4. गतिविधि - बच्चों को माता-पिता अपनी निगरानी में सूर्य नमस्कार और अनुलोम विलोम करने के लिए प्रोत्साहित करें।



## MATHEMATICS

- Learn tables from 2 to 5.
- Prepare a model of WALL CLOCK and paste the pic of any freedom fighter in



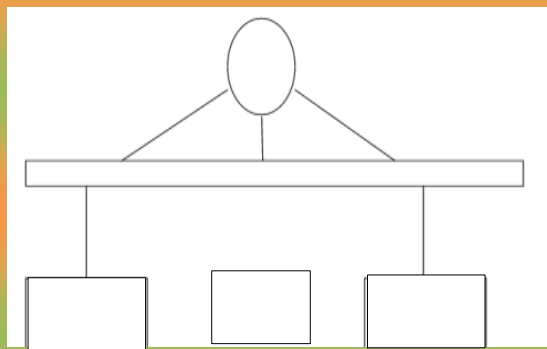


the clock.

- Make any object on A-4 size sheet by using cutouts of shapes - triangle, circle, rectangle, oval and square. Take help from given link.

<https://youtu.be/b-Tgy1fEHKq>

- Use your creativity to make a wall hanging with waste material like bangles, card boards, match boxes etc. It should depict your birth date, month and year.



- Draw and colour the different food items by using shapes on A-4 size sheet with the help of this link:

<https://www.youtube.com/watch?v=hDxkKENgiv4>

### EVS

- Eat different but healthy dish every Sunday and click picture. Paste it on A4 sheet.
- Pick up any one advertisement of healthy food from newspaper or magazine. Cut it and paste on A4 sheet. Learn the slogan related to it.

## COMPUTER

- Draw a picture of an Indian flag in Ms-Paint and bring a coloured printout of it.
- Make a chart to showcase how we can stay healthy while using the computer. (A-4 size sheet)

*Hints: Give Your Eyes A Break From Computer*

## ART and CRAFT

- Socks Puppet: Children have fun playing around with a puppet and if it is one they create themselves, then his/her joy knows no bounds.



Create a puppet using material,

easily available at your home and introduce your little ones to the joy of creating with their own hands. Take help from the below given link:

[https://www.youtube.com/watch?v=zFDf\\_GCOuOs&feature=youtu.be](https://www.youtube.com/watch?v=zFDf_GCOuOs&feature=youtu.be)

- Help your child to make an attractive handmade Folder. Decorate it and write the name of your child. Take help from the below given link:

<https://www.youtube.com/watch?v=SrFBAAnILwLg>

## MUSIC

- Learn the lyrics of the prayer "Jeewan tumne diya hai sambhaloge tum" with the help of below given link:

<https://youtu.be/yffjwS-rlmU>

## Dance

- Watch out the dance video shared in your class WhatsApp group and practice the steps as shown in it.





**REMAL PUBLIC SCHOOL**  
**BLOCK A-2, SECTOR-3, ROHINI,**  
**DELHI-110085**

**PORTFOLIO - COVER PAGE**

Name: .....

Class & Sec: .....

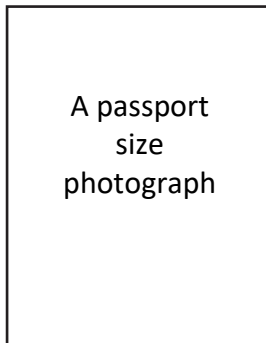
Roll No.: .....

Adm. No.: .....

Session: .....

Name of the Class Teacher:

-----



# AUTOBIOGRAPHICAL SKETCH

My Goals: \_\_\_\_\_

---

---

---

---

---

My Strengths: \_\_\_\_\_

---

---

---

My Interests and Hobbies: \_\_\_\_\_

---

---

---

My Areas of Improvement: \_\_\_\_\_

---

---

---

**LEARNING BEYOND CLASSROOMS  
SEWA ACTIVITIES/ COMMUNITY SERVICE**

| Event/ Activity | Date | Role | Learning Opportunity |
|-----------------|------|------|----------------------|
|                 |      |      |                      |

How did this program help you to evolve as a better person?

---

---

---

---

**HPE ACTIVITIES**

What skills did you acquire through these activities?

---

---

---

---

Why are these important for the students?

---

---

---

# AWARDS/ACHIEVEMENTS

## I. ACADEMIC ACHIEVEMENTS

| YEAR | SCHOLAR BADGE | BENCH MARKS | GOOD READER | SCHOLARSHIP |
|------|---------------|-------------|-------------|-------------|
|      |               |             |             |             |

## II. CO-CURRICULAR / CULTURAL ACTIVITIES

Interschool / Interhouse

| S. No. | Event | Organizing Institute | Participation Level / Achievement |
|--------|-------|----------------------|-----------------------------------|
|        |       |                      |                                   |

## III. SPORTS ACTIVITIES

Interschool / Interhouse

| S. No. | Event | Organizing Institute | Participation Level / Achievement |
|--------|-------|----------------------|-----------------------------------|
|        |       |                      |                                   |

## REFLECTION/ SELF ASSESSMENT

Criteria for selecting assignments for the portfolio.

---

---

---

My best piece of work in the portfolio. (Give a reason)

---

---

---

Learning opportunities while creating the portfolio.

---

---

---

WOW moments while creating the portfolio.

---

---

---

---

Things I could do to enhance the quality of my portfolio.

---

---

---



## ASSESSMENT SHEET WITH CRITERIA

| <b>S. No.</b> | <b>Assessment Criteria</b>       | <b>Self</b> | <b>Peer1</b> | <b>Peer2</b> | <b>Teacher</b> |
|---------------|----------------------------------|-------------|--------------|--------------|----------------|
| <b>1.</b>     | <b>Content<br/>(2 marks)</b>     |             |              |              |                |
| <b>2.</b>     | <b>Creativity<br/>(1 mark)</b>   |             |              |              |                |
| <b>3.</b>     | <b>Organisation<br/>(1 mark)</b> |             |              |              |                |
| <b>4.</b>     | <b>Neatness<br/>(1 mark)</b>     |             |              |              |                |
| <b>5.</b>     | <b>Total<br/>(5 marks)</b>       |             |              |              |                |

Peer1 Signature: \_\_\_\_\_

Peer1 Name: \_\_\_\_\_

Peer2 Signature: \_\_\_\_\_

Peer2 Name: \_\_\_\_\_

Parent's Signature: \_\_\_\_\_

Parent's Name: \_\_\_\_\_

Teacher's Signature: \_\_\_\_\_

Teacher's Name: \_\_\_\_\_